

WESTERN OVERLAND EXCURSION

[1 CAR - 4500 MILES - AND 50 DAYS IN THE AMERICAN WEST]

BY: BILLY NEWMAN
AND MARINA HANSEN



NewmanMedia


FORWARD

My main focus for many years has been photography, though I still have a long way to go in the process of learning this art and my craft. This trip gave me an opportunity to really dive in and build a collection of images I am proud of. This extended experience as a (semi) nomad showed me that there is a way to do what you love and what you are passionate about.

We did this trip on the cheap. I saved a little over 1000 dollars to cover all of my foreseeable expenses. I took a 20 year old Toyota Camry, with over 325,000 miles on it at the time, and outfitted it for extended overland travel. Marina and I lived out of the trunk of the car and the top box ratcheted to the roof rack for 50 days. Some people have mentioned, after me telling them about the experience, "What a once in a lifetime opportunity." Though it may be idealistic of me to say, I truly hope that it is not. In fact, more concretely than hope, I plan on it not being my last extended venture into the outdoors. This project was more than just a vacation, it was real work and at the same time it was one of the most rewarding things I have ever done.






In just a few hours, the
adventure we have been
waiting for begins!



Me and My Car- Hood River, OR
Nikon D2H - 50 mm - 1/800 sec - F/3.5 - ISO 200








Reflections of Mount Hood- Trillium Lake, OR
Nikon D2H - 50 mm - 1/250 sec - F/6.3 - ISO 400

This is one of my favorites from Trillium Lake. The mist over the lake at sunrise was awesome, but that made it difficult to photograph anything other than fog. I'm working with some simple symetric reflections in this image. I like it, but I am learning that I need to do more work to get what I want. I need to slow down and take my time. It's easy to feel rushed through the day when you're trying to find and create your vision, but when you stop pushing so hard it becomes a lot less of a challenge to really see what you have to do in order to achieve your goal.



Watching the sun set behind a windmill farm in
Arlington Oregon.



*Windmills in Northeastern Oregon
Nikon D2H 50mm-1/250 sec - F/1.8 - ISO 200*





In Yellowstone, Wyoming! The next few days are going to be wonderful!

Hope everyone's first day of the new term went well... We've just been in little old Yellowstone hanging out with bison.





Bison Cafe - Yellowstone NP, WY

Nikon D2H - 80mm - 1/250 sec - F/6.3 - ISO 200







Grasslands of Northeast Oregon

Nikon D2H 50 mm -1/400 sec- F/9-ISO 200


This image was made early on a mid September morning while I was traveling across the grasslands of northeastern Oregon.

I spent the early part of the morning sneaking past the park host of the camp I stayed at the night before.

In this series of photographs I was working on expressing depth using oblique lines within the frame of the image. I added the sepia tone to the photo in post production as I thought it simplified the image and added to the feeling of late summer.







On our first day in the Tetons we came across a hill covered in a forest of small golden trees. We parked the Camry, grabbed our cameras, and made our way up the hill. It was an ethereal looking scene. The thin trees' branches reached out to each other hiding almost any view of the sky, and the ground was covered by small leafy plants standing about two feet tall. The sun shined over everything we could see, lighting up the leaves, almost all of which were gold.






Unfocused Aspen grove- Grand Teton NP, WY
Nikon D2H - 28mm - 1/640sec - F/4 - ISO 200



Somewhere in Utah
Nikon D40 28 mm-1/25 sec - F/5.6 - ISO 200





Backpacking out to ice lake tonight. Spending the night and coming back tomorrow.

Photographing some reflections down by the lake this evening :)





Wallowa Lake at Sunset
Nikon D2H - 28mm - 1/320 - F/4 - ISO 200






Northeast Oregon

Nikon D2H

50 mm - 1/800 sec- F/9-ISO 200

This image was made in northeastern Oregon while I was traveling east to Pendleton. I was working on a series of black and white images at this time. I was trying to capture simple structures and lines. I wanted to direct the focus of the image to the architecture of the lines and the meaning of the content, and steer it away from the bright saturated colors my photographic style typically leans towards.

Northeastern Oregon is not short of windmills. Much of the landscape is filled with modern windmill farms collecting green wind energy. This windmill, however, had been standing for some time. This scene has a classic structure to it, and that is perhaps why I was drawn to it in the first place.





*Jenny lake, Grand Teton National Park
Nikon D2H - 28mm - 1/15 sec -F/4 - ISO 200*



Getting ready
for the day with
some Yerba
Matte after a
night of rain and
hail.






Sandstone Textures Nikon D40 18mm 1/200 F/3.5 ISO 200



PLEASE
DON'T ASK
US ABOUT
SHOP NEXT
DOOR
NOBODY
KNOWS!!!!



Hood River, OR
Nikon D2H - 50 mm - 1/8000 sec - F/1.8 - ISO 200







Pendleton Roundup, Oregon

Nikon D2H 50mm -1/250 -F/2.2- ISO 200

I arrived in Pendleton, OR early on a Saturday morning after camping near a small town in eastern Oregon. I had heard of the Pendleton Round-Up before, but I had never attended.

The Round-Up is one of the longest running, and largest remaining Rodeos in the United States. This year will mark its one hundred and second birthday.



I photographed this street preformer downtown during a street fair that surrounded the carnival that preceded the Rodeo. The man sat at his street corner playing his cigar fiddle, entertaining the crowds walking through the festivities. The entire area had an old world charm and character to it.





Aspen Grove - Yellowstone NP, WY
Nikon D2H - 28mm - 1/350 sec - F/5.6 - ISO 250

Getting to watch the colors of the leaves change over the duration of this trip was wonderful. This photo is from what was probably my favorite day in Yellowstone National Park. We were driving along looking for a cool place to stop and get some pictures when we came across this place. It was a beautiful golden field with tall Aspen trees covered in shimmering yellow leaves. Running along the side of the grove was a clear and shallow river. For most of our time there, there was a man standing in the water trying to fish.






Broken Rock , Arches NP, UT

Nikon D2H - 28mm -1/100sec -F/4 - ISO 200

Running around
and checking out
the cool and bizarre
little shops and cafes
in the various places
we made short stops
at was a funny little
piece of the trip.












Paintbrush Divide- Grand Teton NP, UT
Nikon D2H - 18mm - 1/160 sec - F/6.3 - ISO 400





Near the shore of Yellowstone Lake
Nikon D2H - 50mm - 1/1000 sec -F/1.8 - ISO 200

Before heading out and setting up camp for the night, we stopped by Yellowstone lake for the evening to take some photos. We had very good timing. The sun was setting, which layed out a glowing purple haze across everything. The lake and mountain range spanning behind it looked like a life size watercolor. It was a beautiful and calming way to finish the day. Although not every one of the pictures on this outing turned out just right, they did all contain beautiful colors. It was fun playing around with the images from this location later on in *Photoshop* and *Lightroom*, but really, the pictures worth using from this night were so beautifully colored and lit on thier own that they didn't need much, if anything done to improve them.



Backpacking up Cascade canyon in the Tetons for the next 2 nights.

Hiked up 4,000ft in elevation in the Teton mountains with about 25lbs strapped to me. Take that, Arthritis!

Back from backpacking in the Tetons, one of the coolest places I've ever been. Staying In Jackson Wyoming tonight.





Looking West from the Top of Cascade Canyon, Grand Teton NP, WY


Nikon D2H 18 mm - 1/640 sec- F/13 -ISO 400






Double Arch- Arches National Park, UT

Nikon D2H 38 mm - 13 sec- F/22 -ISO 200





Ice lake at Sunset, Wallowa Mountains Nikon D2H Panorama - 28mm - 1/100 sec -F/9 - ISO 200

iPod

6:04 PM



Moab

H: 53° L: 38°

51°

THURSDAY



53° 38°

FRIDAY



60° 39°

SATURDAY



60° 42°

SUNDAY



64° 42°

MONDAY



68° 45°


TUESDAY



71° 48°



Updated 10/6/11 6:03 PM





Desert Mesa Panorama, Moab Utah Nikon D2H - 50mm - 1/125 sec - F/1.8 - ISO 200






Great electrical outlets, bad internet service. #Utah

Chinese food: \$1.75 per scoop. #Utah

Penny candy: 2 cents plus tax. #Utah

"Moisturized Chicken" #Utah






Hood River, OR
Nikon D2H - 50 mm
- 1/8000 sec - F/1.8
- ISO 200



Yellowstone NP, WY Nikon D2H - 24 mm - 1/640 sec - F/2.8 - ISO 200

I have a vast number of wonderful memories and thoughts of this trip. Some of which include the simple down time we spent at our camps. We would set up our home for the night, and one of us would make a fire while the other started dinner. Then we would sit in our chairs eating and keeping warm while enjoying the incredible stary sky and talking about all of the beautiful things we had done with our time so far. Whether it was easy or a challenge, there is not a single moment I look back on regretfully. Each experience was so valuable to me.





Sandstone Textures, near Moab UT
Nikon D2H - 28mm - 1/100sec - F/4 - ISO 200






Newspaper Rock - Canyonlands NP, UT
Nikon D2H - 18 mm - 1/320 sec - F/9 - ISO 200



Relaxing and enjoying our time in Woodland, Ca. Part way through a game of disc golf, a rescue mission took place to retrieve one of our frisbees from the disc eating pond.





Nikon D2H- 50 mm - 1/1250 sec- F/1.8 -ISO 200

This photograph was taken in the Wallowa Mountains near a creek. I was by myself during this time, traveling with a backpack and my camera. It struck me that even in late September there was still so much water flowing in the area.

This is a photograph of some of the only flat ground I could see in my area. I had to set up my camp for the night. I traveled up the creek from where this photo was taken, but several minutes later I had to stomp out something similar to a crop circle in this tall grass to make space for my tent.





Canyon Lands NP, UT

Nikon D2H 135 mm - 1/500 sec- F/4.8 -ISO 200

Canyon Lands was yet another cool place we spent some of our time on this trip. The content of the National Park was quite similar to that of the other parks we had been to previously, but fun and interesting none the less. We also had a great deal of fun just outside of the park around our BLM camping area. It seemed that no matter where we were, there was something intriguing to go take photos of and adventure around.





Capitol Reef NP, UT
Nikon D40 - 23 mm - 1/250 sec - F/3.8 - ISO 200

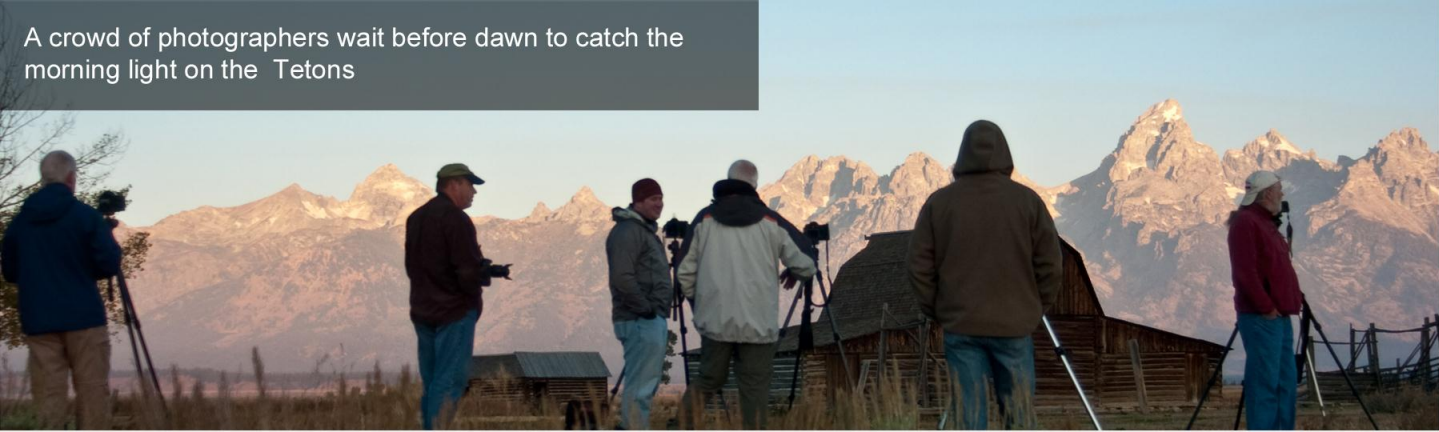


One thing we noticed in the National Parks, especially Yellowstone, was that while we were out in these beautiful natural, and mostly undeveloped areas, no matter which part we were in there were at minimum fifteen other people in the same spot. We usually camped outside of the parks, where we were able to enjoy our solitude and the peacefulness of our surroundings. But once we entered the park again we would find ourselves crowded by thirty+ people all trying to take a picture of a single moose that had been spotted. The National Parks were a great experience, but the feeling of always being accompanied by a cluster of other people was rather strange.



Tetons and Star Trails - Grand Teton NP, WY
Nikon D2H - 18mm - 1277 sec - F/6.3 - ISO 400

A crowd of photographers wait before dawn to catch the morning light on the Tetons



Alpine Barn , Grand Teton NP, WY

Nikon D2H - 50mm - 1/200sec - F/4 - ISO 200




Marina Hansen

I am a mixed media artist with a strong background in colored pencil, ink, watercolor, graphite, and acrylic. And, for many years, I have had a strong interest in photography. However, due to lack of funds all of my previous experience leading up to **2011** had been with fairly basic cameras.

Thanks to Billy, on our trip I was given the opportunity to begin learning on a professional camera. I primarily used a **Nikon D40**, which I quickly grew fond of. As an artist, I already had good familiarity with the fundamentals of composition. My greatest challenge was, and continues to be, understanding how cameras physically work. An extensive amount of my focus has gone into learning hands on how to get the correct exposure, and deciding which lens is most appropriate for the shot I'm trying to get.



Since we've returned, I have been improving upon my **Adobe Photoshop** and **Adobe Lightroom** skills. I am also still working on my photo taking technique, though, I am now shooting with an old **Nikon D1**. The creative process of constructing images using cameras has been an enjoyable venture. I hope to continue seeing improvement in my work, and to someday be able to confidently regard myself as a photographer.



Billy Newman

I am a passionate photographer, a well fed starving artist, a vendor in the informal economy, a hopeful traveler, and a happy camper.

I am a graduate of Oregon State University, much of my education and experience has focused on the development of creative media. I have been working on photography for over 5 years. However my photographic style is continually being refined, I am dedicated on continuing my work, studying this craft and developing my creative vision.

This trip was very influential to me. It was an incredible opportunity to travel through the western United States. Camping, backpacking and living on the road for almost two months allowed me to work on creating, processing and sharing photographs. This book is a culmination of what I think is some of my best work. I am excited for the next opportunity that I have to travel and create photographs.

Photographed By

Billy Newman & Marina Hansen

Written By

Billy Newman & Marina Hansen

Contact Information

Billynewmanphoto.com
Billynewman999@gmail.com

pictorialization.wordpress.com
marinarosealice@gmail.com